

**Distributions for Higgs + Jet
at Hadron Colliders:
MSSM vs SM**

Oliver Brein

Institute for Particle Physics Phenomenology,
University of Durham

in collaboration with W. Hollik

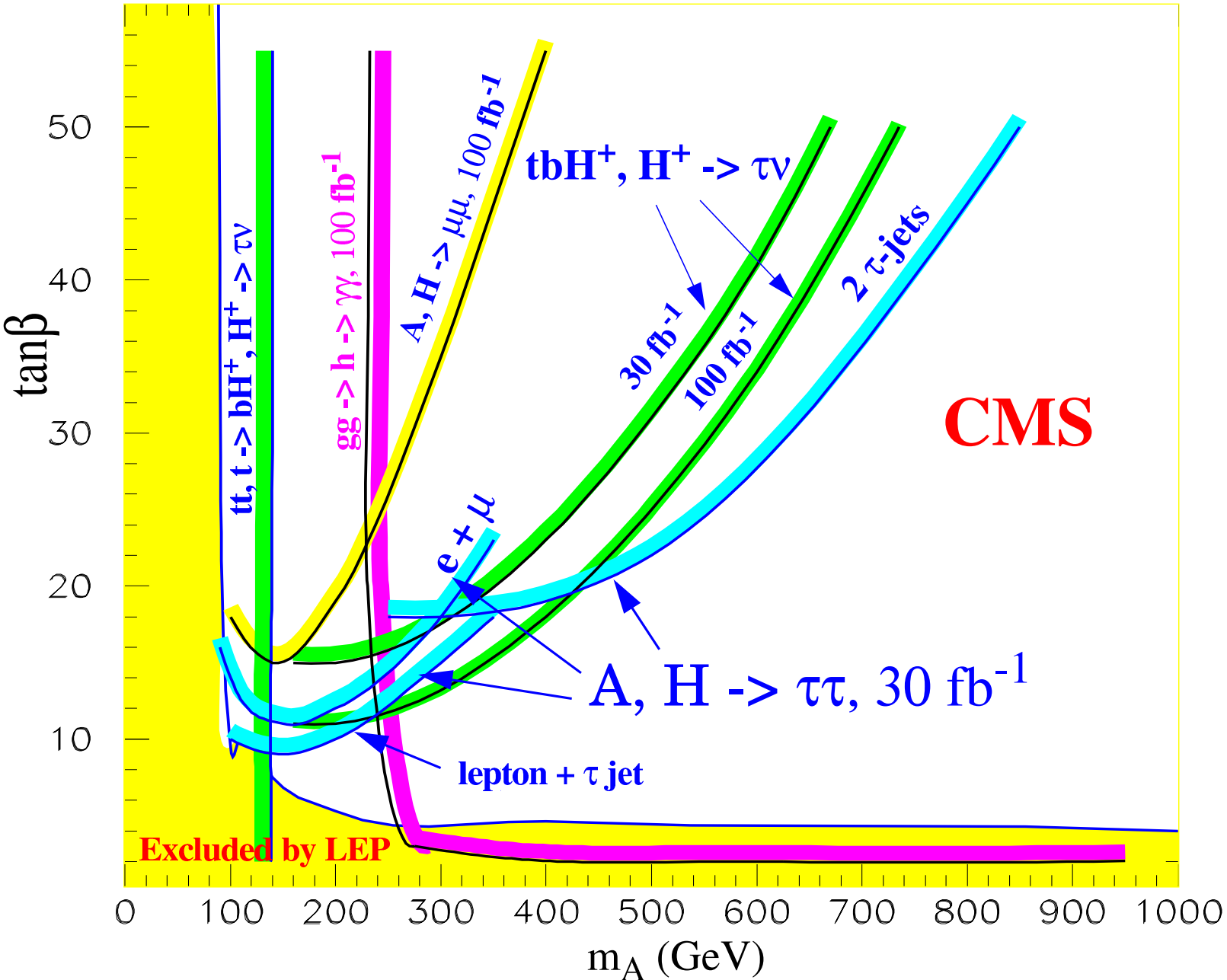
[see also [0705.2744 \[hep-ph\]](#); [hep-ph/0305321](#)]

e-mail: Oliver.Brein@durham.ac.uk

outline :

- Higgs + jet in the Standard Model
- Higgs + jet in the MSSM
- MSSM results

LHC/CMS 5σ discovery contours for the MSSM Higgs bosons

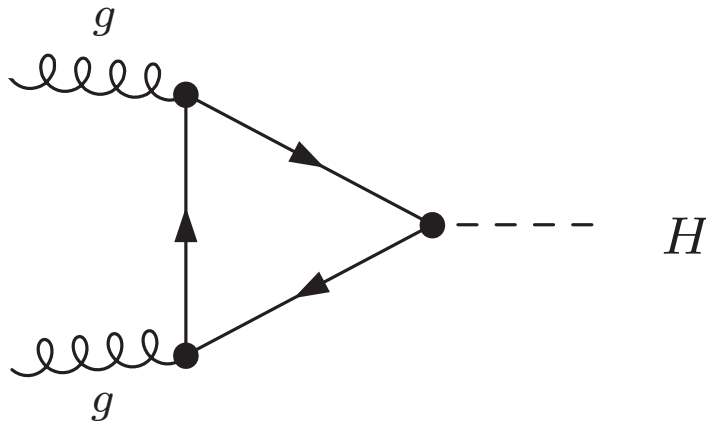


- Higgs + jet in the Standard Model

• Higgs + jet in the Standard Model

– Higgs production @ the LHC

SM Higgs production @ LHC mainly via gluon fusion:



Detection ($m_H \approx 100 - 140\text{GeV}$): mainly via the rare decay $H \rightarrow \gamma\gamma$.

→ difficult ! huge background

– Higgs + jet

suggestion: study Higgs events with a high- p_T hadronic jet

[R.K. Ellis et al. '87; Baur, Glover '89] (LO)

[de Florian, Grazzini, Kunszt '99] (NLO QCD)

advantage:

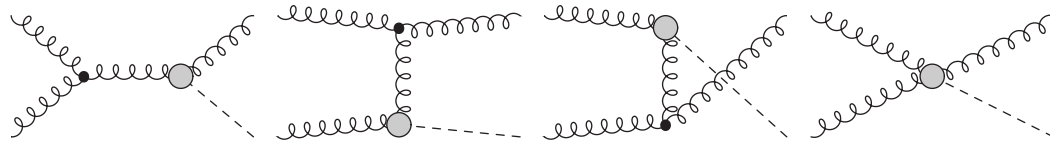
- * richer kinematical structure compared to inclusive Higgs production.
 - allows for refined cuts
 - better S/B ratio

disadvantage:

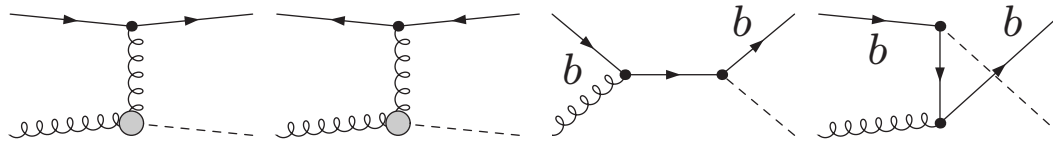
- * lower rate than inclusive Higgs production
- (*) NLO signal prediction has still sizable theoretical uncertainty ($\approx 20\%$)
- (*) background only partly known at NLO accuracy
- theoretical uncertainties larger than in the fully inclusive case (so far)

SM H+jet, partonic processes (mostly loop-induced):

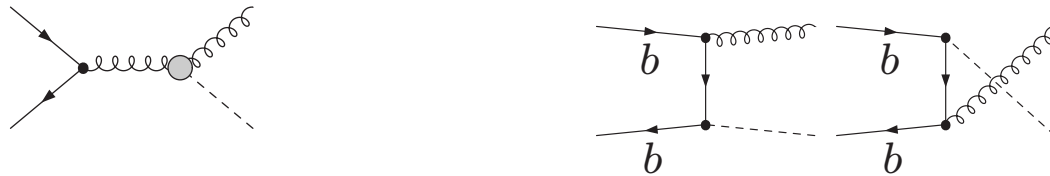
- $gg \rightarrow Hg$ ($\approx 50 - 70$ % of total rate)



- $qg \rightarrow Hq, \bar{q}g \rightarrow H\bar{q}$ ($\approx 30 - 50$ % of total rate)



- $q\bar{q} \rightarrow Hg$ (rate small)



recently simulated: $pp \rightarrow H + \text{jet}, H \rightarrow \gamma\gamma$ [Abdullin et al. '98 & '02; Zmushko '02]
 $pp \rightarrow H + \text{jet}, H \rightarrow \tau^+\tau^- \rightarrow l^+l^- \cancel{p}_T$ [Mellado et al. '05]

result: $H + \text{jet}$ production (e.g. with $p_{T,\text{jet}} \geq 30 \text{ GeV}$, $|\eta_{\text{jet}}| \leq 4.5$)
 is a promising alternative (supplement)
 to the inclusive SM Higgs production
 for $m_H \approx 100 - 140 \text{ GeV}$.

available codes:

- **Higgsjet** [de Florian, Grazzini, Kunszt '99]
NLO QCD cross section for $pp \rightarrow H + \text{jet}$
also: soft gluon resummation [de Florian, Kulesza, Vogelsang '05]
- **HqT** [Bozzi, Catani, de Florian, Grazzini '03 & '06]
 p_T -distribution for $pp \rightarrow H + X$
at $NLL + LO$ and $NNLL + NLO$ QCD accuracy
(large effects at small p_T resummed)
- **MC@NLO** [Frixione, Webber '02; Frixione, Nason, Webber '05]
contains $pp \rightarrow H + X$ event generation at NLO QCD accuracy
- **FEHiP** [Anastasiou, Melnikov, Petriello '05]
NNLO QCD differential cross section for $pp \rightarrow H + X$

- Higgs + jet in the MSSM

• Higgs + jet in the MSSM

[OBr, Hollik '03; '07] (full MSSM), [Field, Dawson, Smith '04] (MSSM, no superpartners),
[Langenegger et al. '06] (MSSM with soft-gluon resummation, no superpartners)

– differences to the SM

Motivation:

* promising simulation results in the SM case

* process loop-induced → potentially large effects from virtual particles

partonic processes similar to the SM:

$$\begin{array}{ll} \text{gluon fusion} & gg \rightarrow h^0 g, \\ \text{quark-gluon scattering} & q(\bar{q})g \rightarrow h^0 q(\bar{q}), \\ \text{q}\bar{q} \text{ annihilation} & q\bar{q} \rightarrow h^0 g \end{array}$$

but: * different Higgs Yukawa-couplings

$$g_{q\bar{q}H}^{\text{SM}} = \frac{e}{2s_w} \frac{m_q}{m_W} \longrightarrow g_{q\bar{q}h^0}^{\text{MSSM}} = \frac{e}{2s_w} \frac{m_q}{m_W} f_q(\alpha, \beta),$$

$$f_{u_I}(\alpha, \beta) = \cos \alpha / \sin \beta$$

$$f_{d_I}(\alpha, \beta) = -\sin \alpha / \cos \beta$$

→ change of overall rate

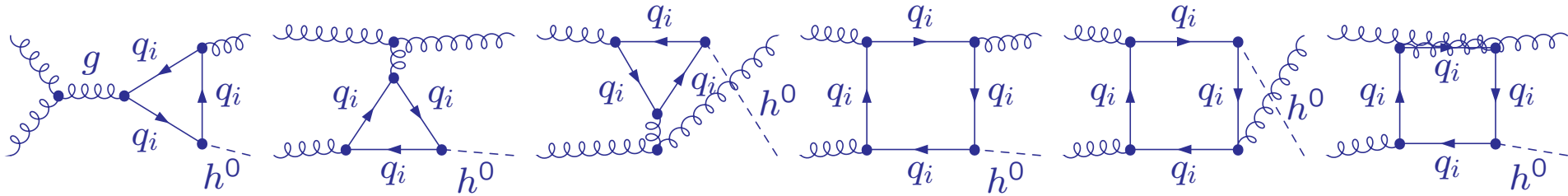
* additional superpartner-loops (even additional topologies)

→ also angular distribution changed

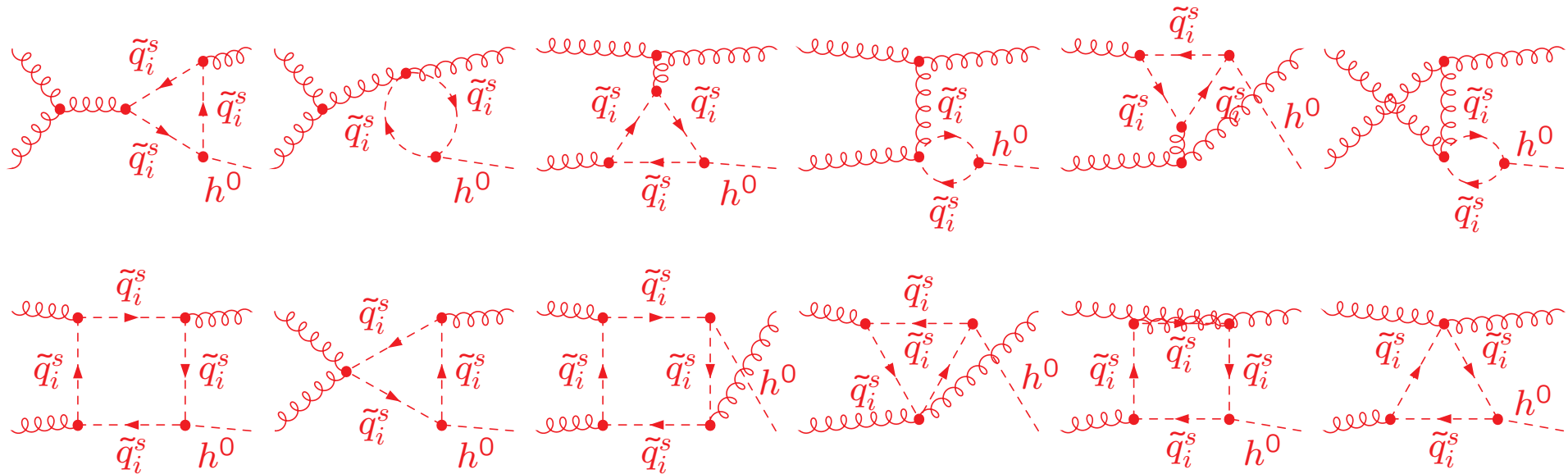
– Feynman graphs

gluon fusion, $gg \rightarrow h^0 g$

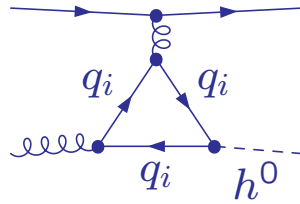
quark loops



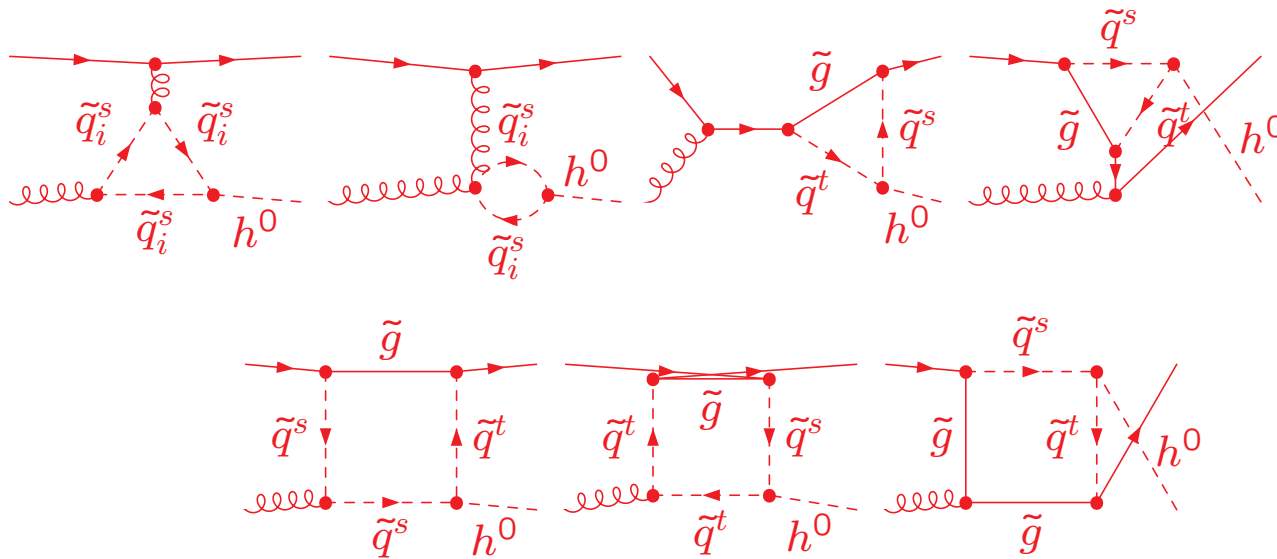
superpartner loops



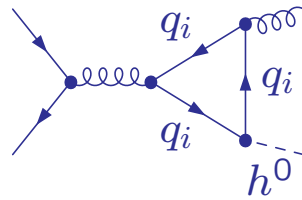
quark gluon scattering, $qg \rightarrow h^0 q$
 quark loops



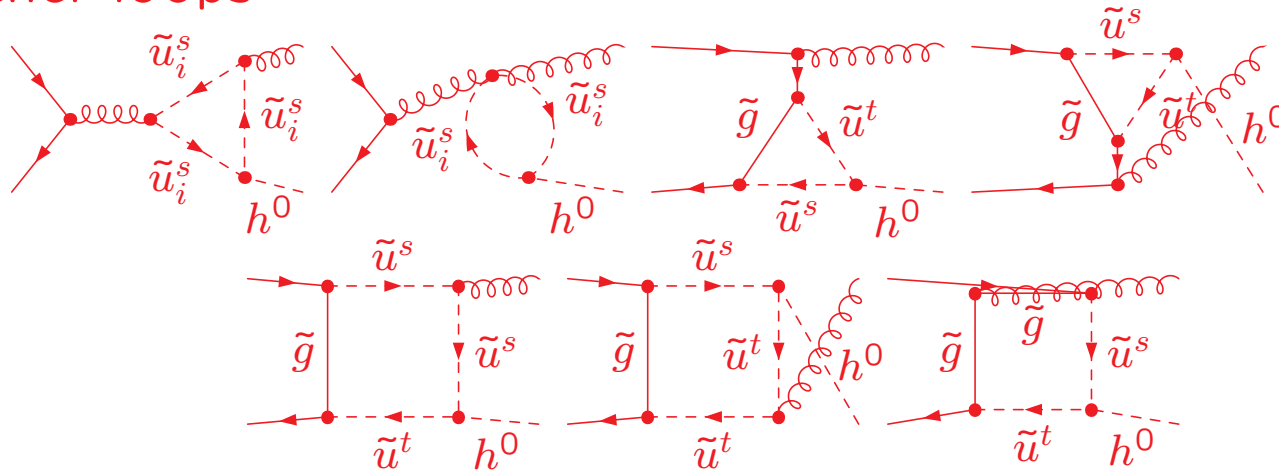
superpartner loops



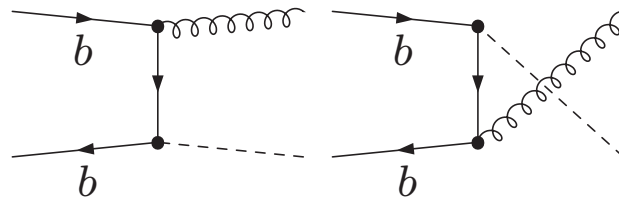
quark anti-quark annihilation, $q\bar{q} \rightarrow h^0 g$
 quark loops



superpartner loops



b -quark processes: bg scattering, $bg \rightarrow h^0 b$,
 $b\bar{b}$ annihilation, $b\bar{b} \rightarrow h^0 g$



- MSSM results

– total cross section

total hadronic cross section @ LHC

$$\sigma(pp \rightarrow h^0 + \text{jet} + X)$$

applying the cuts

$$p_{T,\text{jet}} \geq 30 \text{ GeV}$$

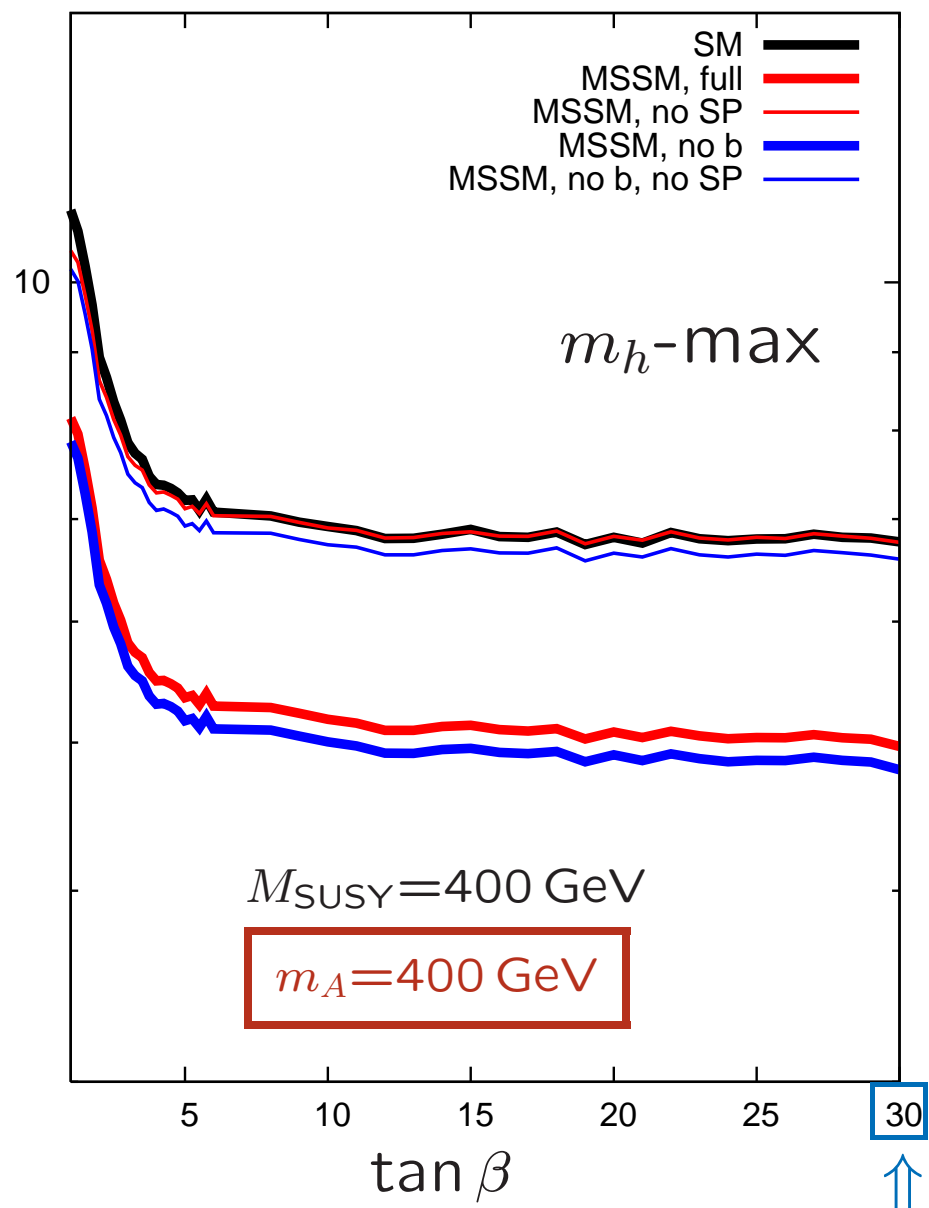
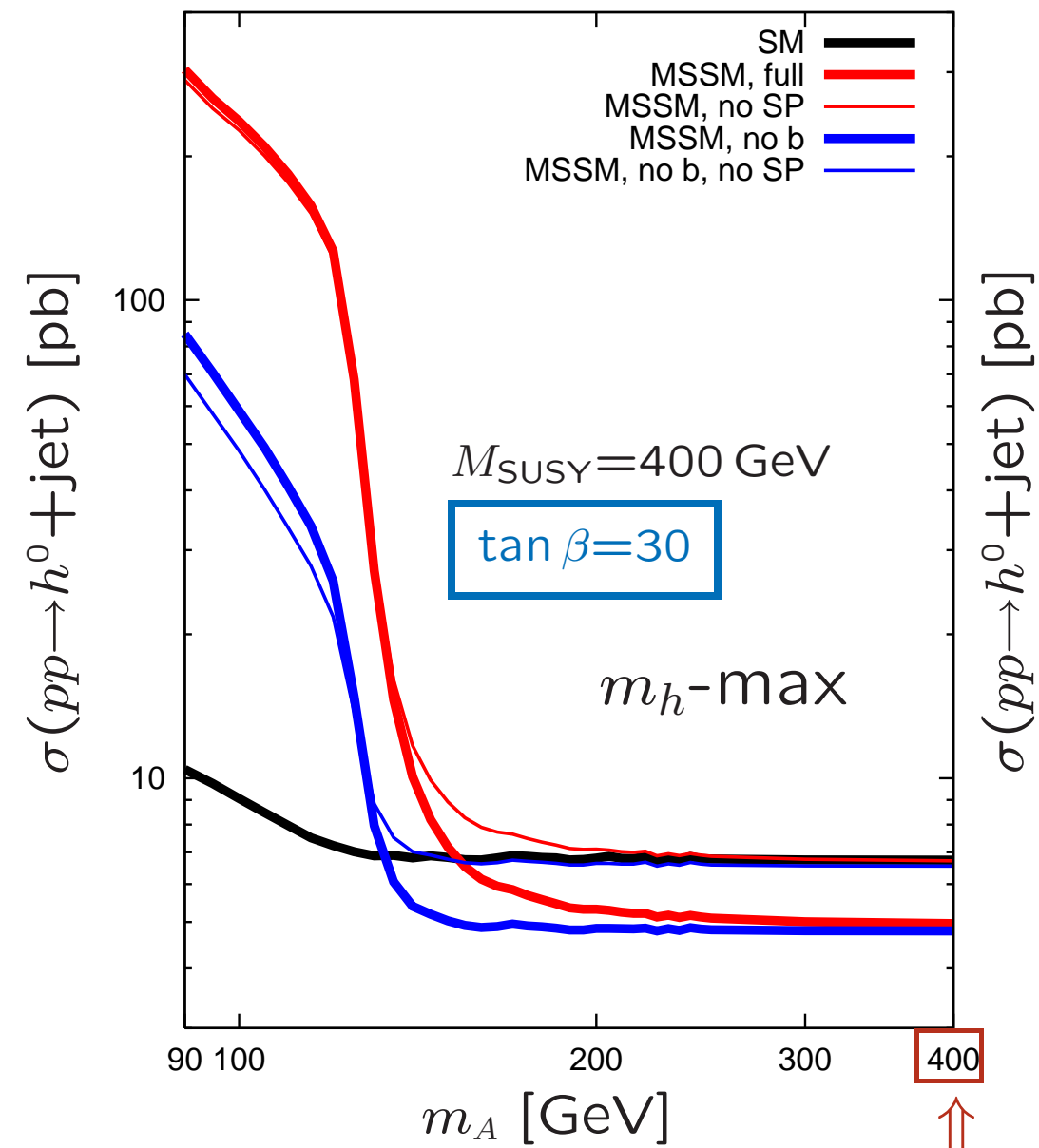
and

$$|\eta_{\text{jet}}| \leq 4.5$$

[MSSM results, total cross section]

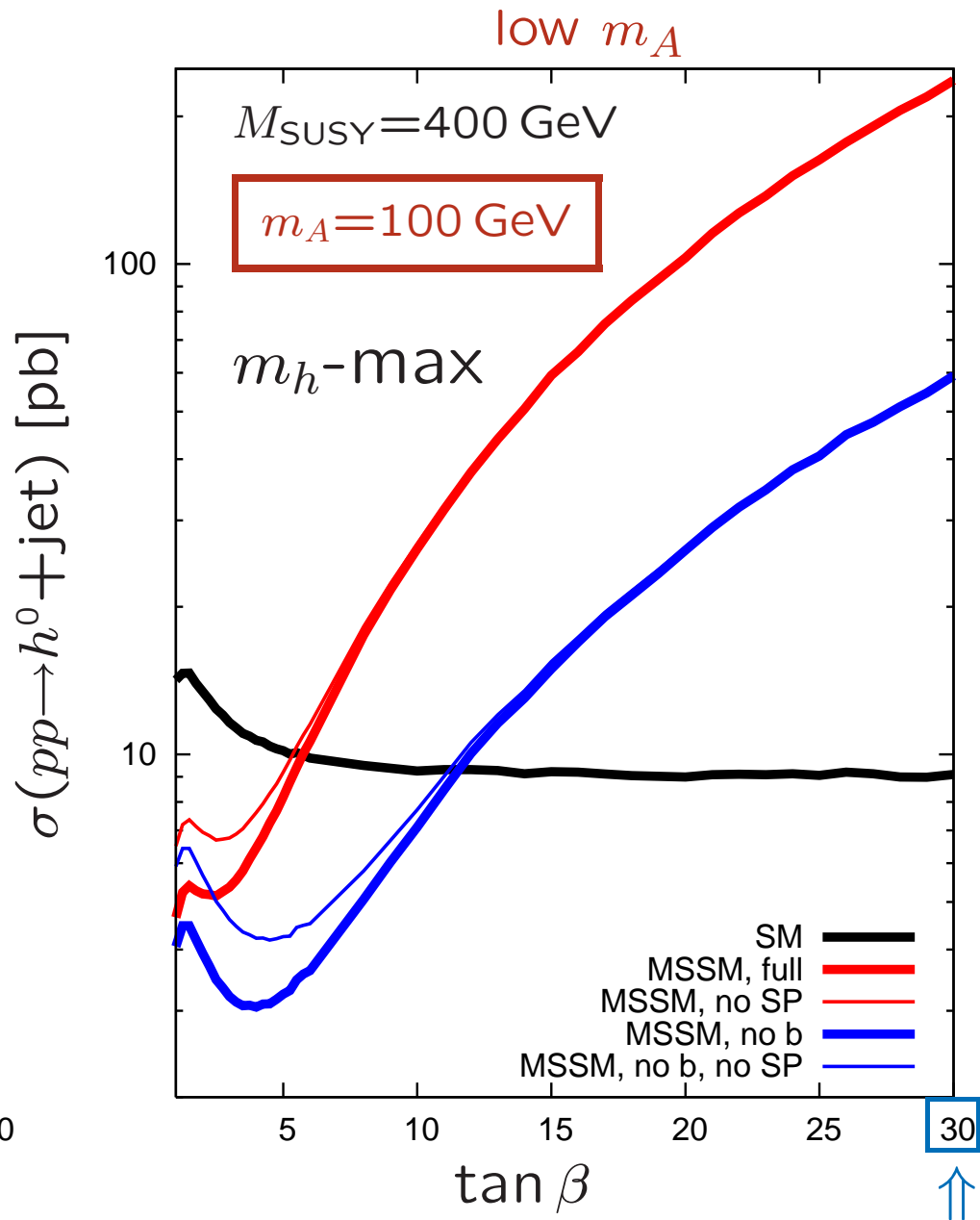
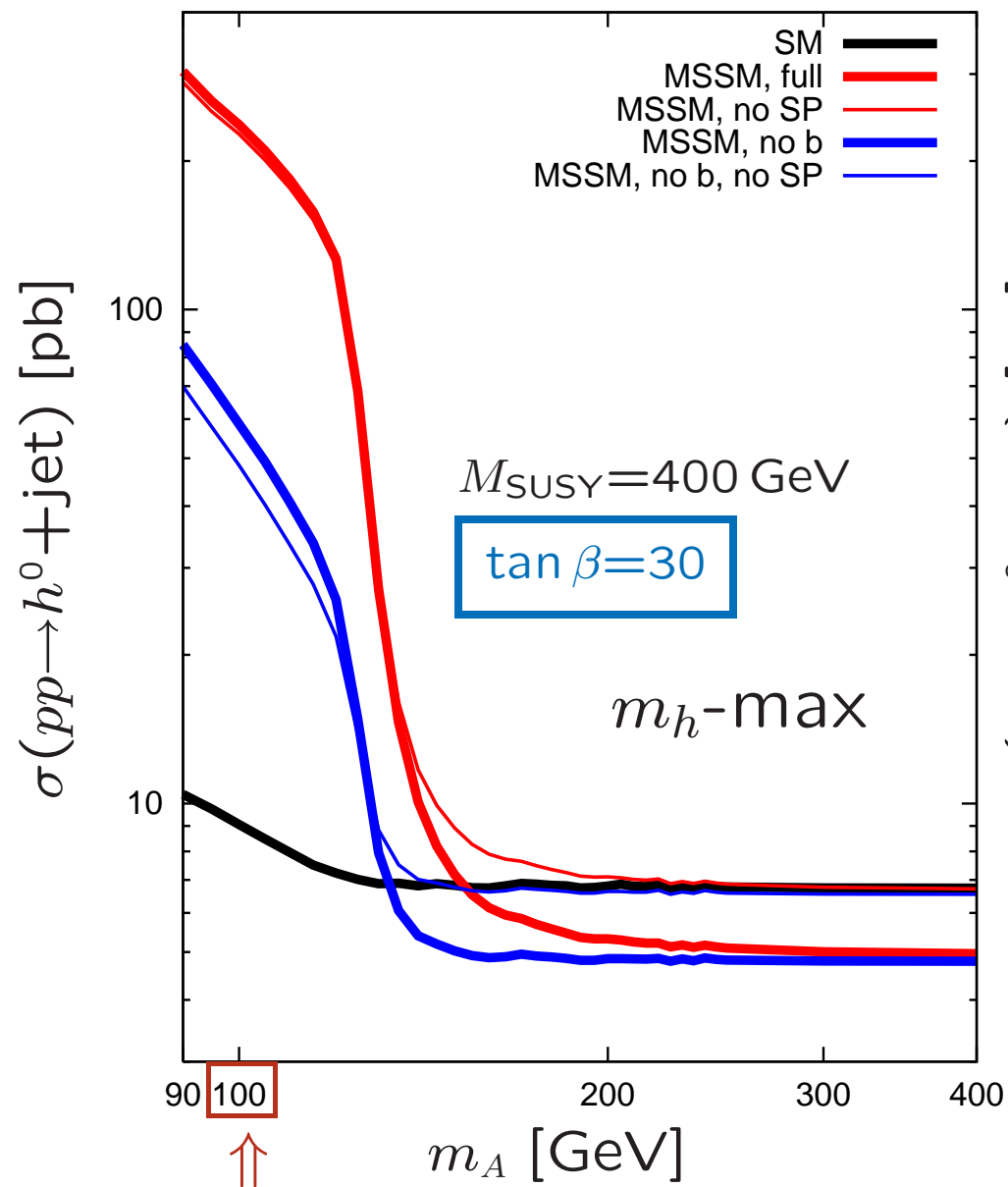
m_A - and $\tan \beta$ -dependence :

high m_A

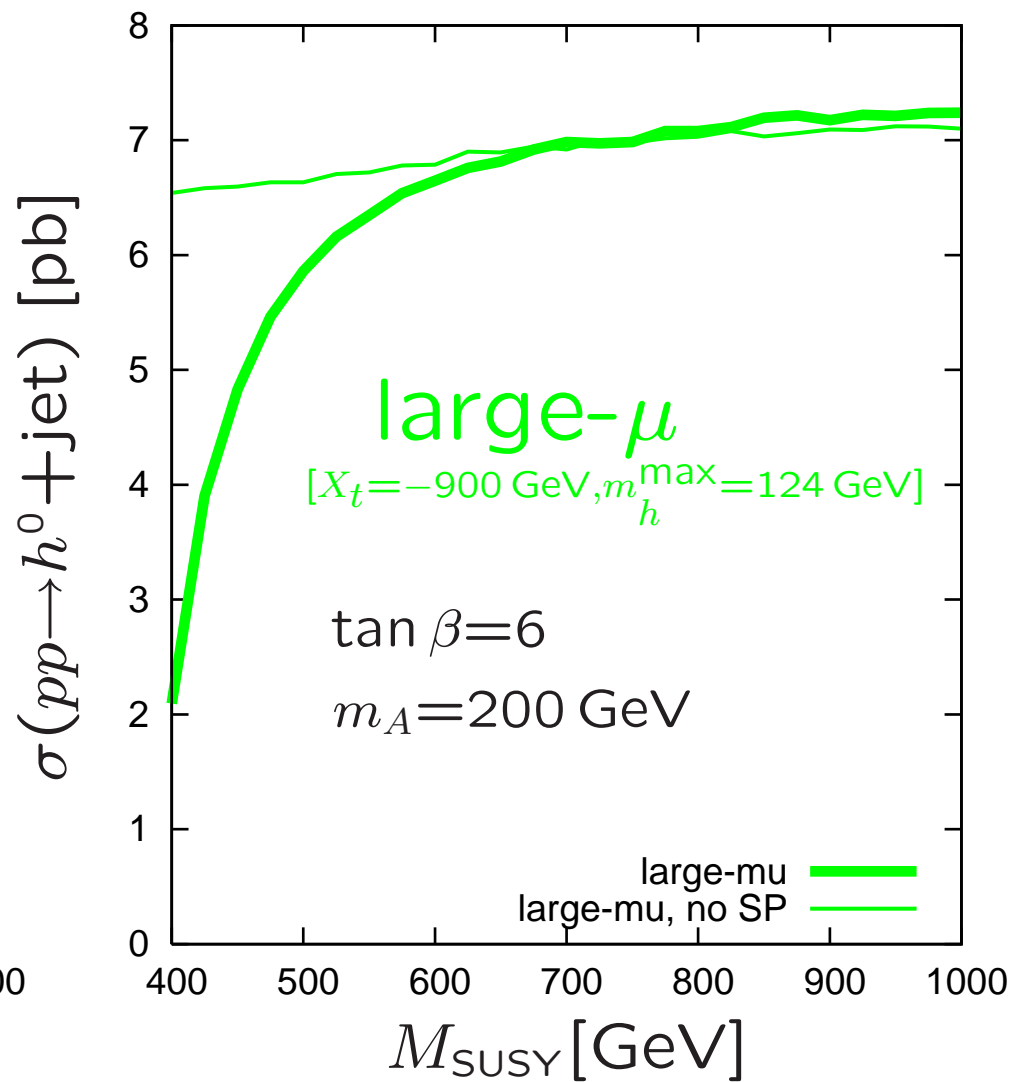
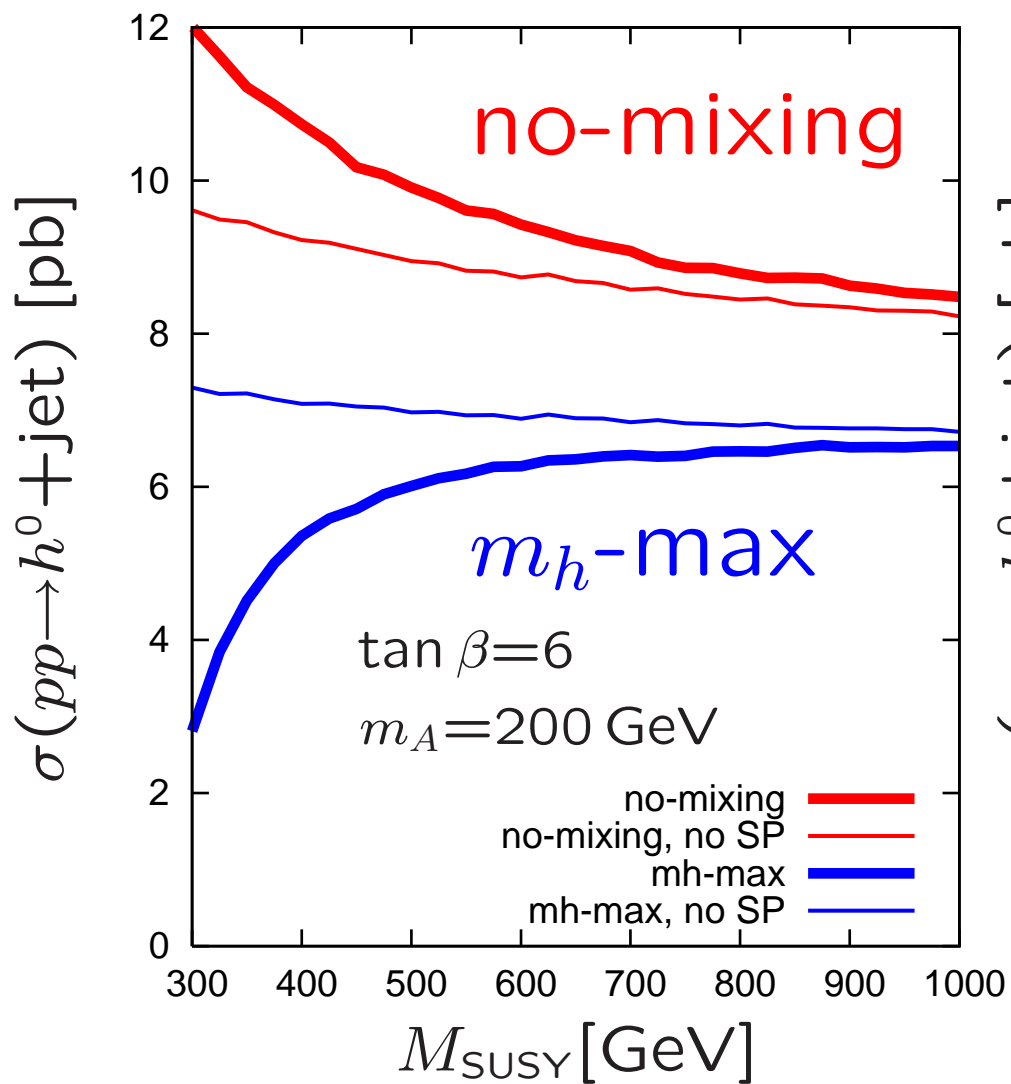


[MSSM results, total cross section]

m_A - and $\tan\beta$ -dependence :

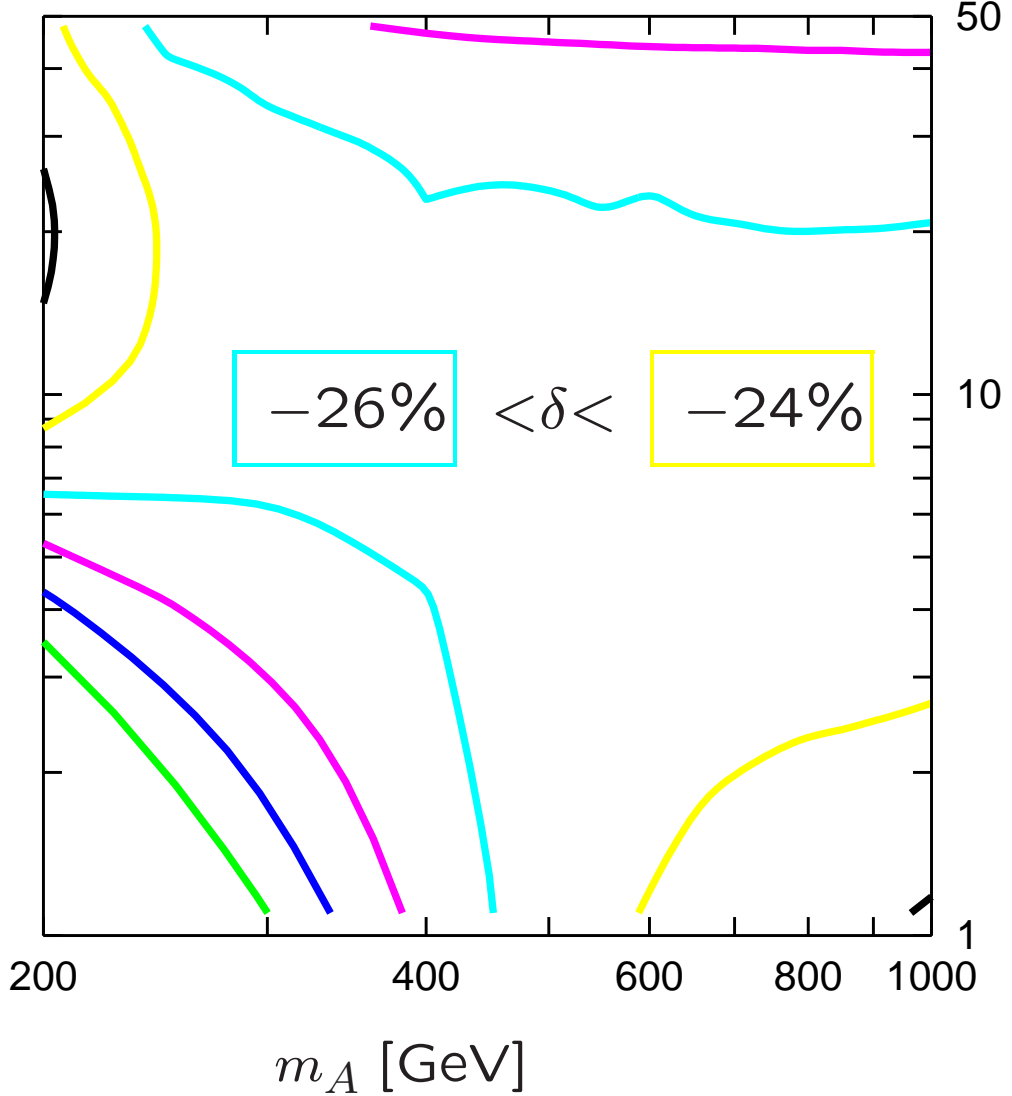
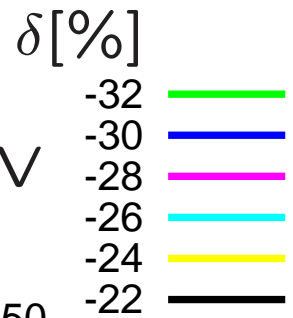


M_{SUSY} -dependence :



relative difference $\delta = (\sigma^{\text{MSSM}} - \sigma^{\text{SM}}) / \sigma^{\text{SM}}$:

m_h -max scenario, $M_{\text{SUSY}} = 400 \text{ GeV}$



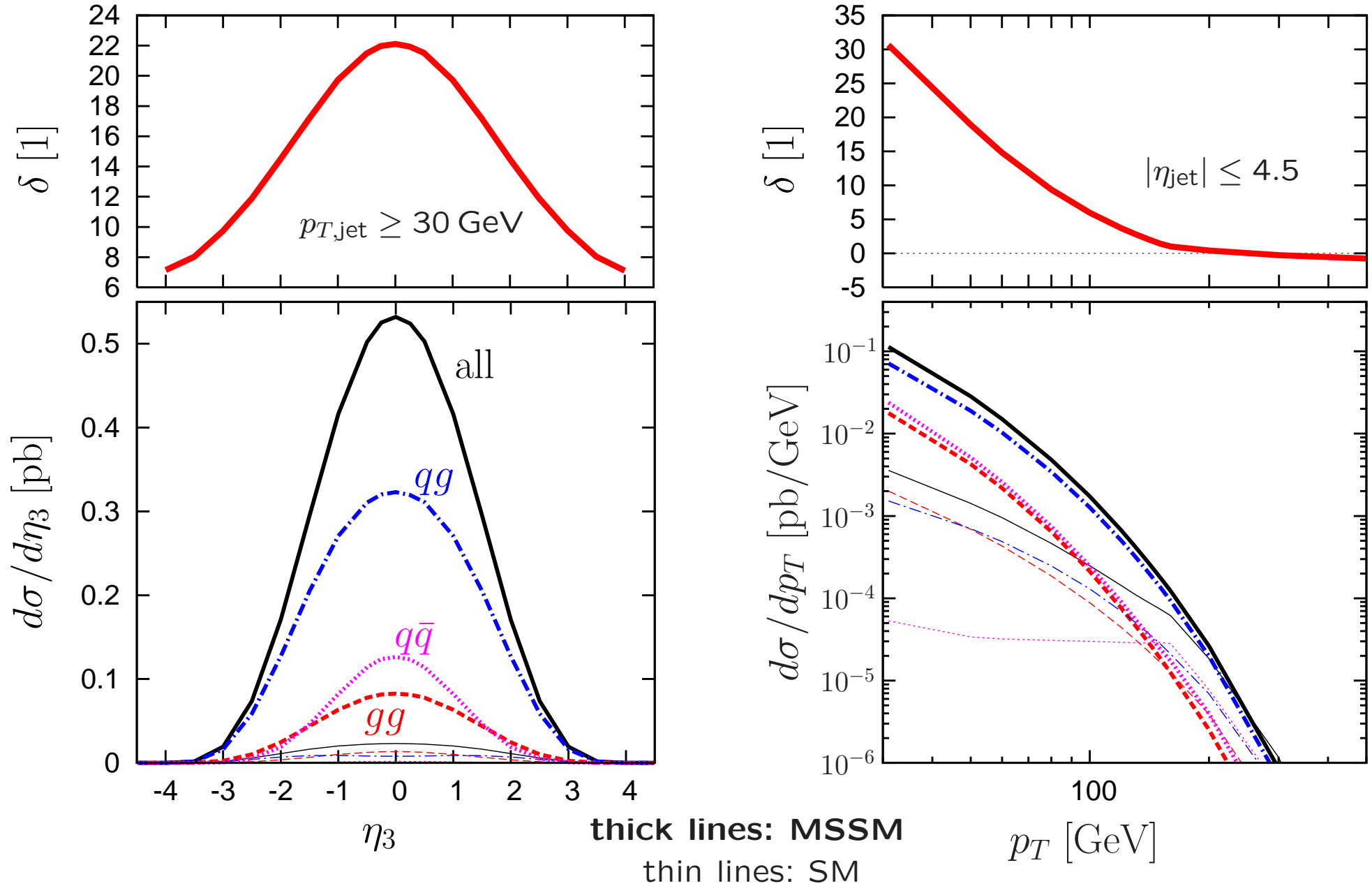
– differential cross section

differential hadronic cross sections @ LHC/Tevatron

$$\frac{d\sigma(S, p_{T,\text{jet}})}{dp_{T,\text{jet}}}, \quad \frac{d\sigma(S, \eta_{\text{jet}})}{d\eta_{\text{jet}}}, \quad \frac{d^2\sigma(S, p_{T,\text{jet}}, \eta_{\text{jet}})}{dp_{T,\text{jet}} d\eta_{\text{jet}}}$$

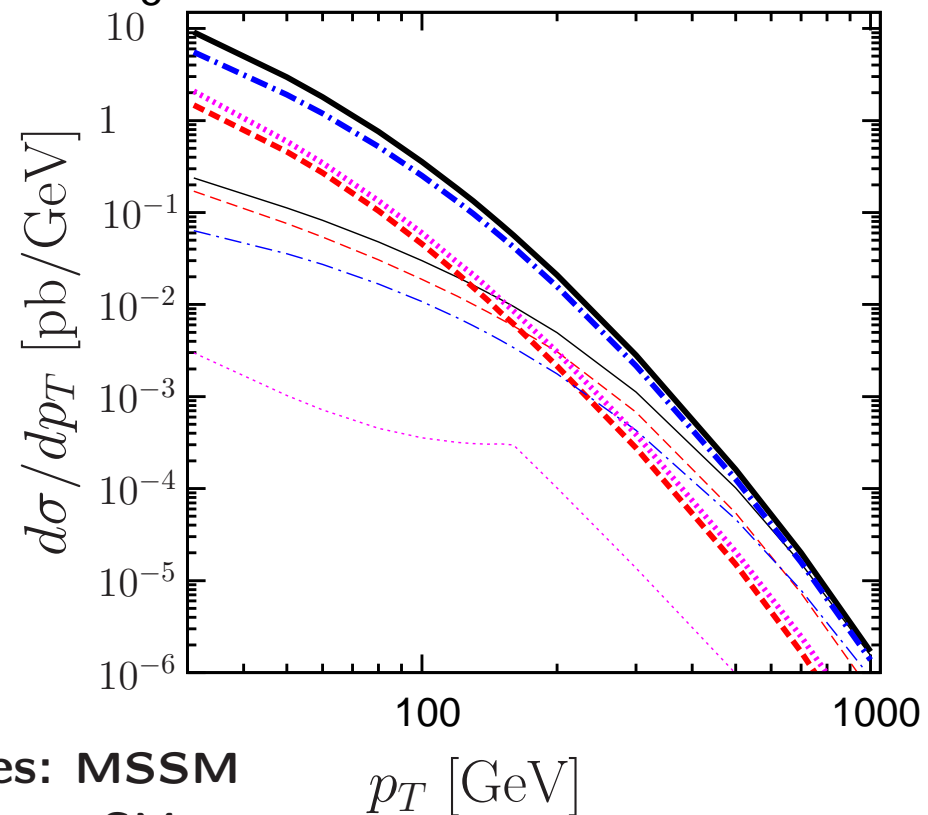
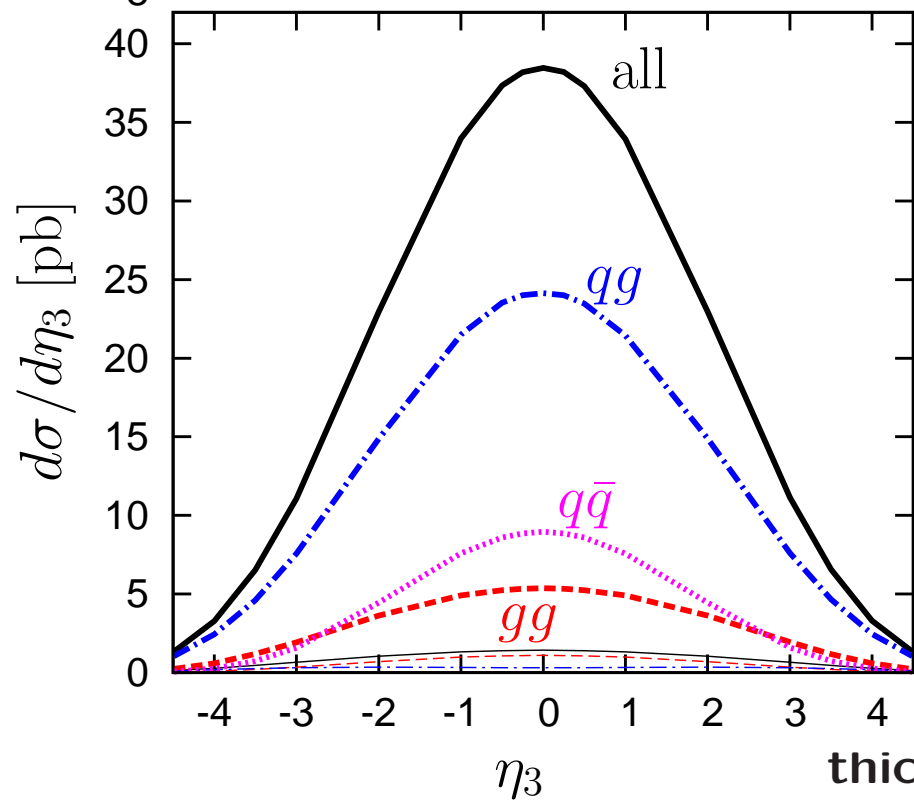
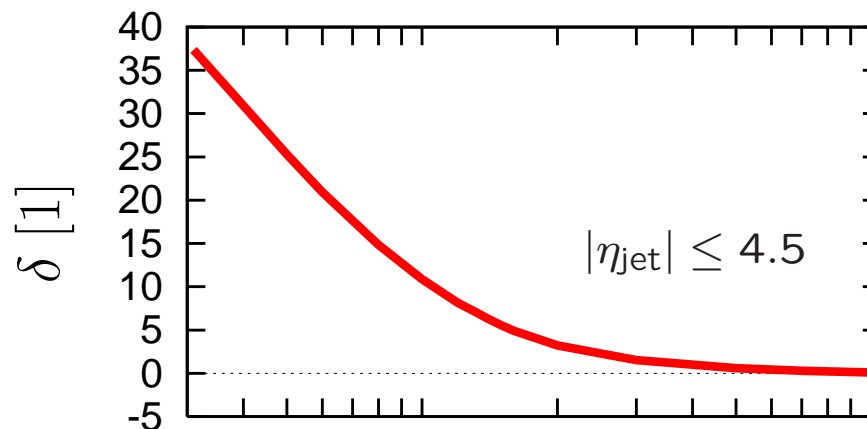
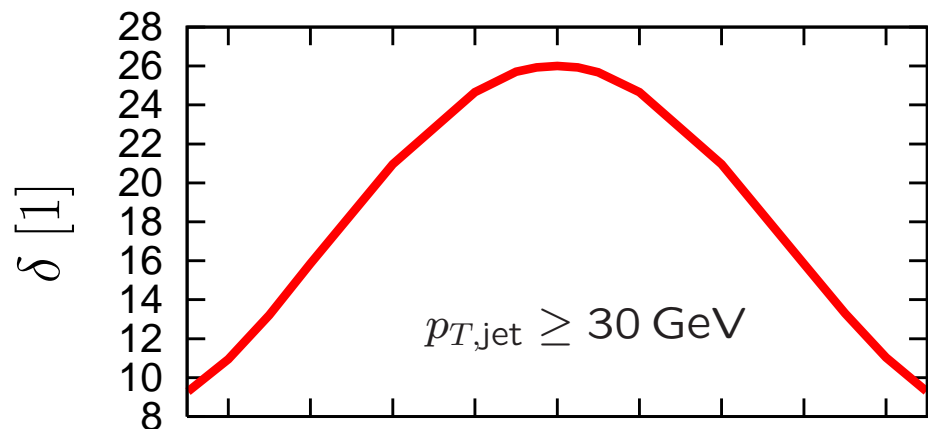
$p_{T,\text{jet}}$ - and η_{jet} -dependence, low- m_A case

Tevatron, m_h -max scenario, $M_{\text{SUSY}} = 400 \text{ GeV}$, $m_A = 110 \text{ GeV}$, $\tan \beta = 30$



$p_{T,\text{jet}}$ - and η_{jet} -dependence, low- m_A case

LHC, m_h -max scenario, $M_{\text{SUSY}} = 400 \text{ GeV}$, $m_A = 110 \text{ GeV}$, $\tan \beta = 30$



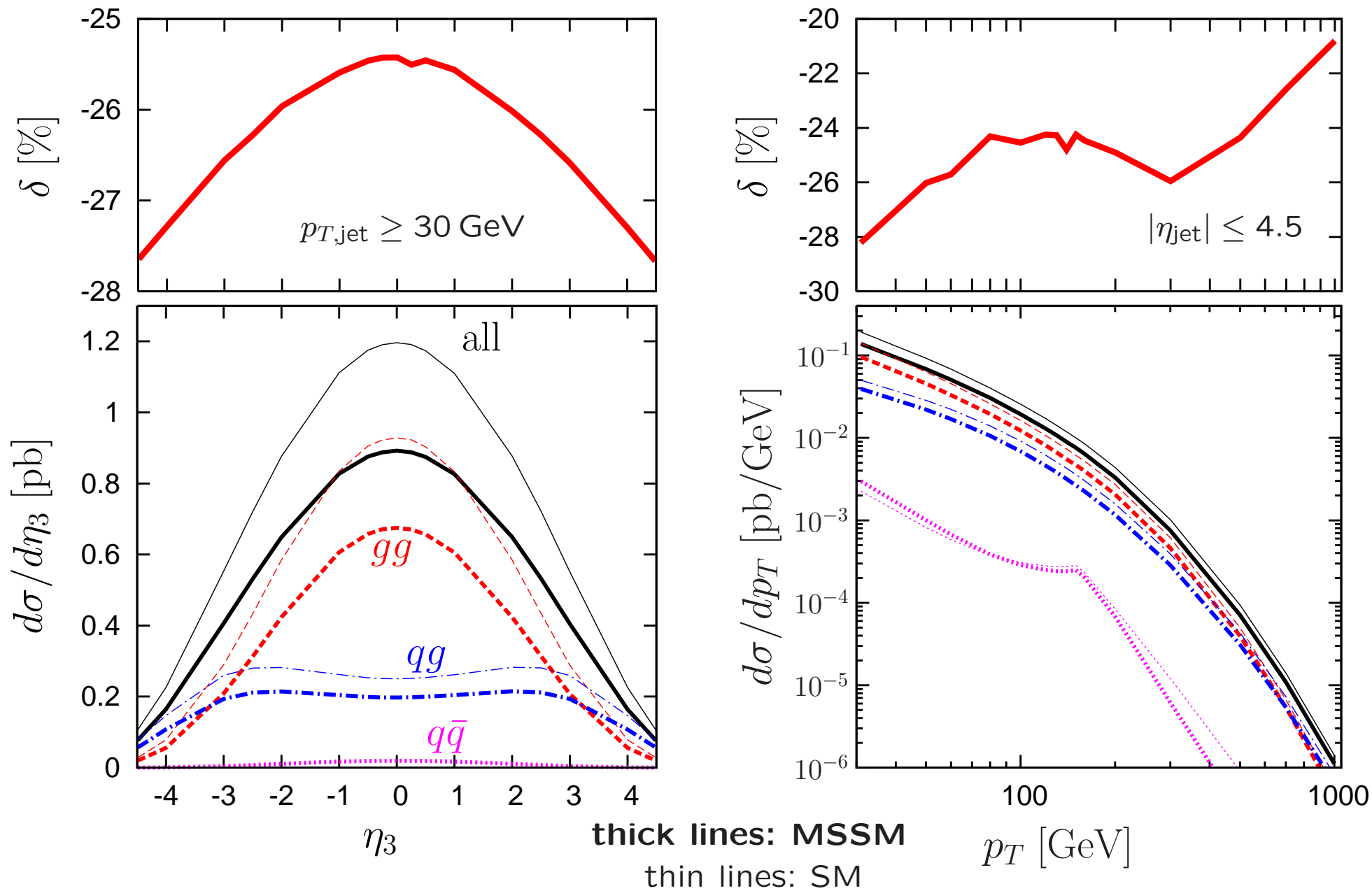
thick lines: MSSM

thin lines: SM

$p_T [\text{GeV}]$

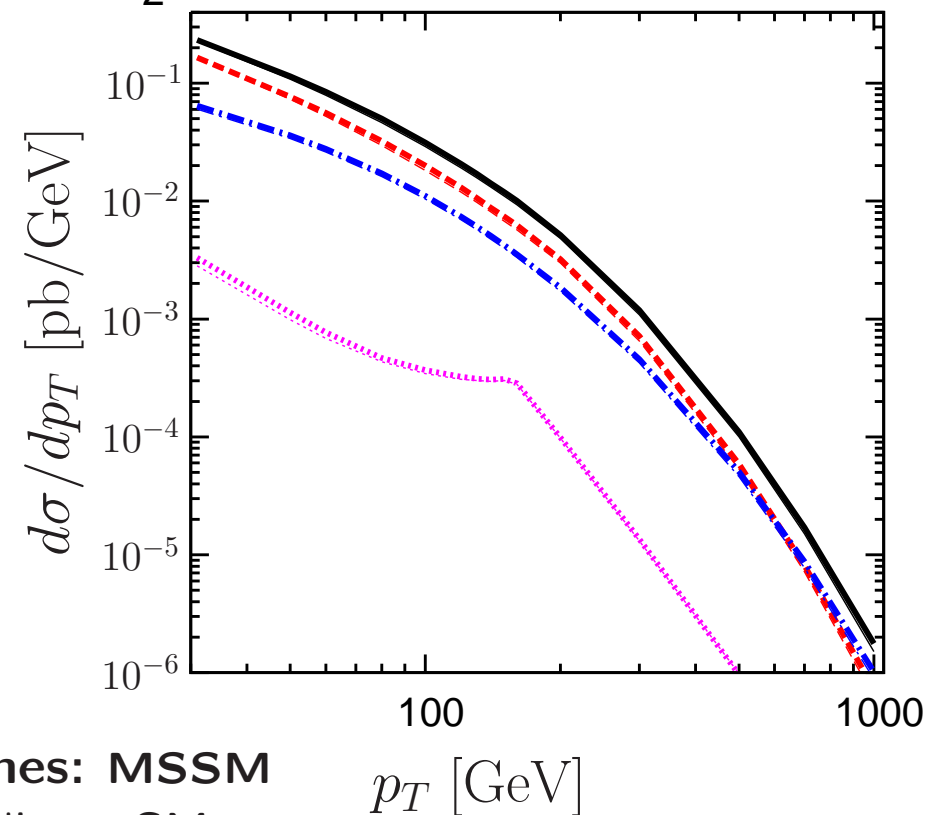
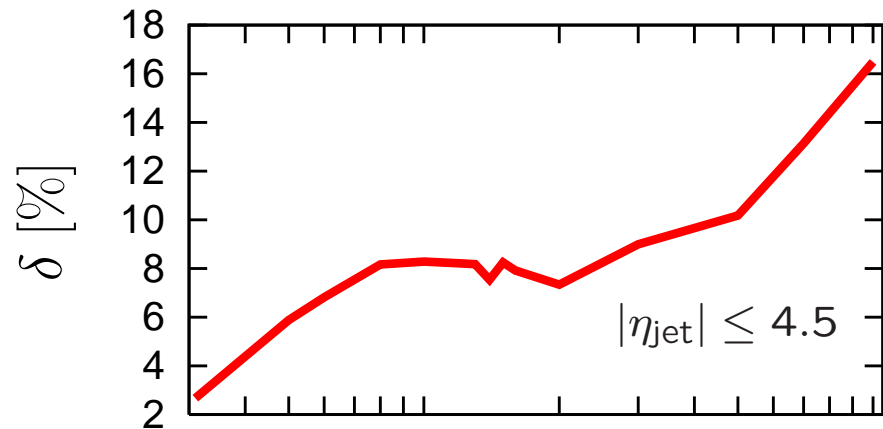
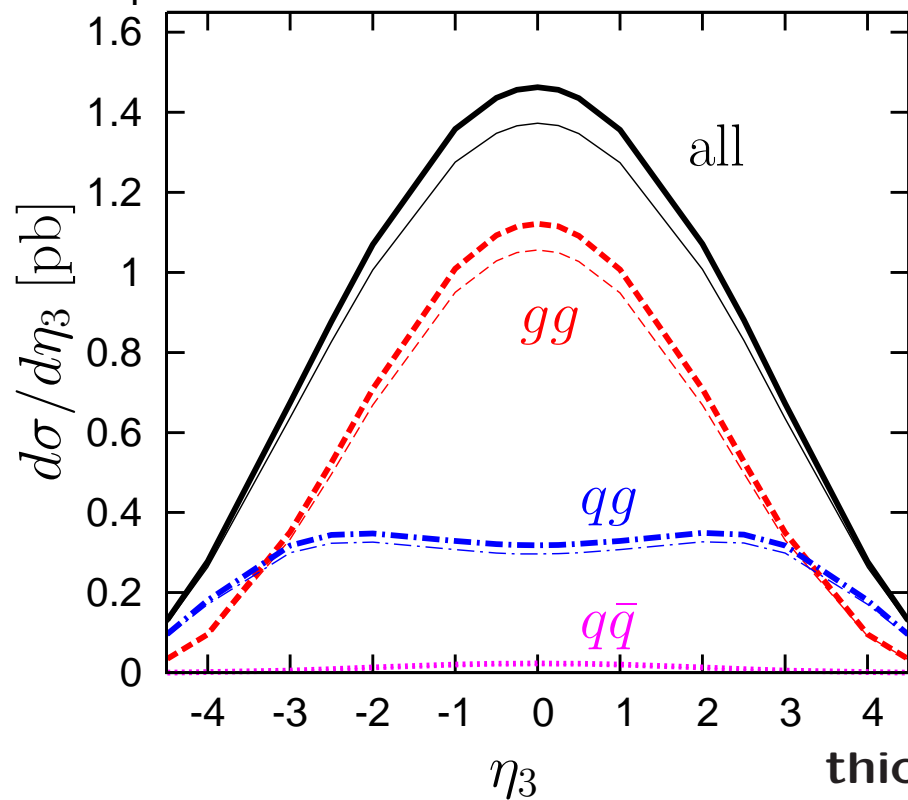
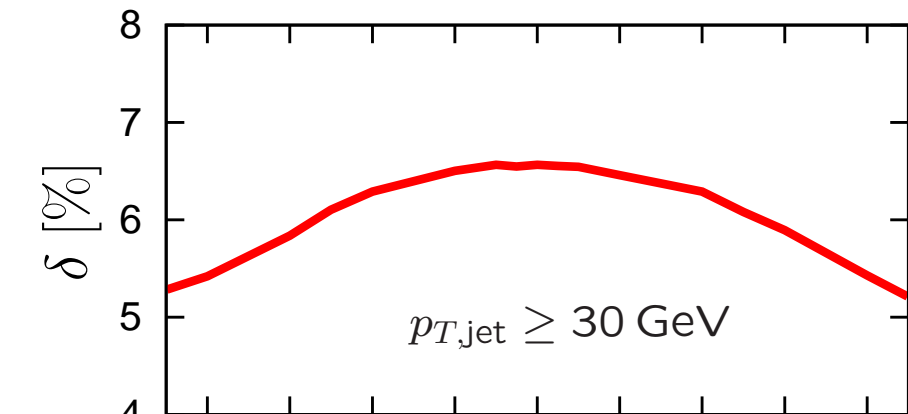
$p_{T,\text{jet}}$ - and η_{jet} -dependence, high- m_A case

LHC, m_h -max scenario, $M_{\text{SUSY}} = 400 \text{ GeV}$, $m_A = 400 \text{ GeV}$, $\tan \beta = 30$



$p_{T,\text{jet}}$ - and η_{jet} -dependence, high- m_A case

LHC, no-mixing(700) scenario, $M_{\text{SUSY}} = 700 \text{ GeV}$, $m_A = 500 \text{ GeV}$, $\tan \beta = 35$



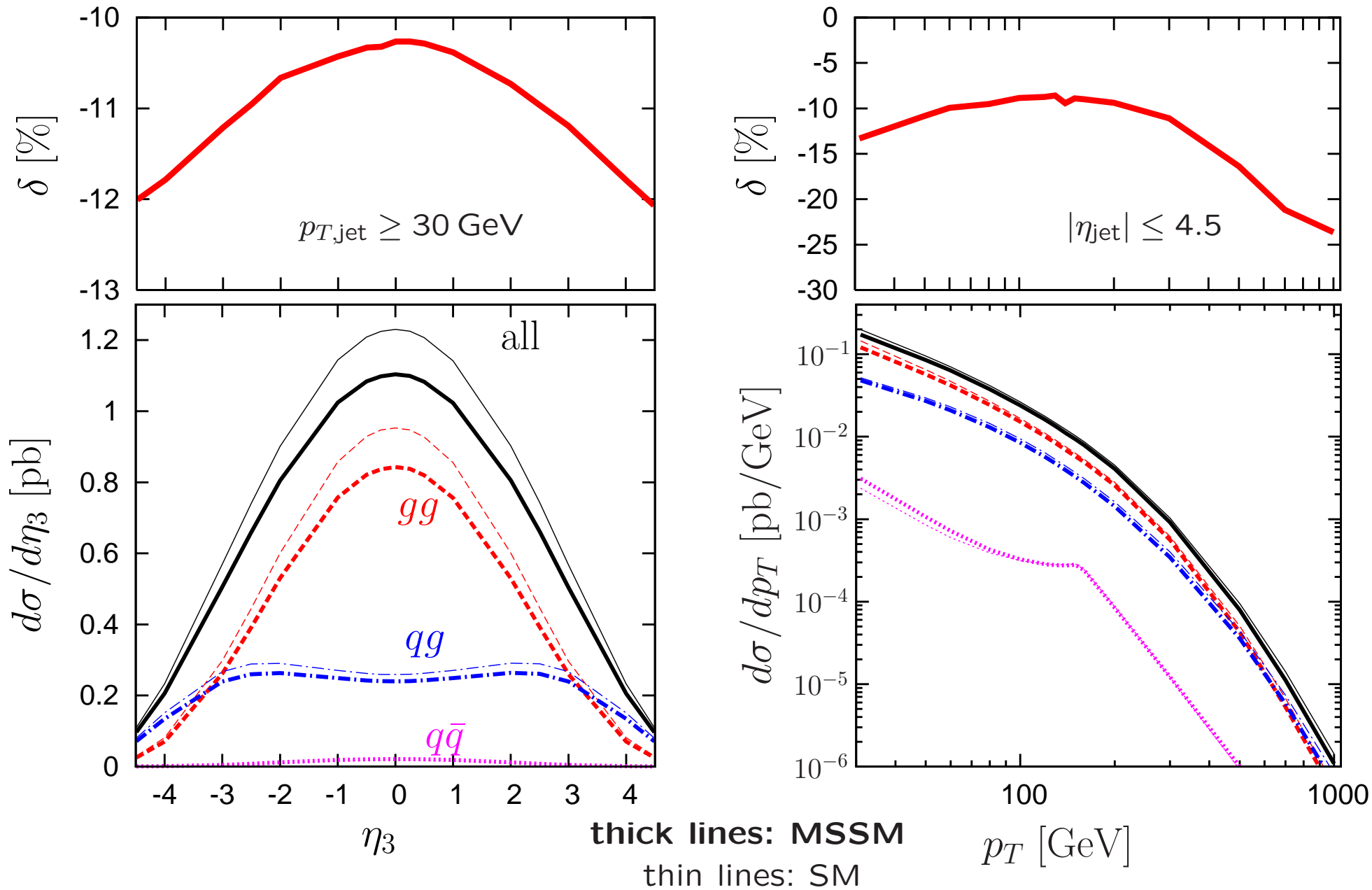
thick lines: MSSM

thin lines: SM

p_T [GeV]

$p_{T,\text{jet}}$ - and η_{jet} -dependence, high- m_A case

LHC, small- α_{eff} scenario, $m_A = 400$ GeV, $\tan\beta = 30$



1st Question : Can we detect such 2 %-ish differences
in the η or p_T distribution ? → No !

→ absolute cross section measurement :
systematic uncertainties too large !

2nd Question : Can we do better than that ? → Yes

→ larger differences occur in the η - p_T plane

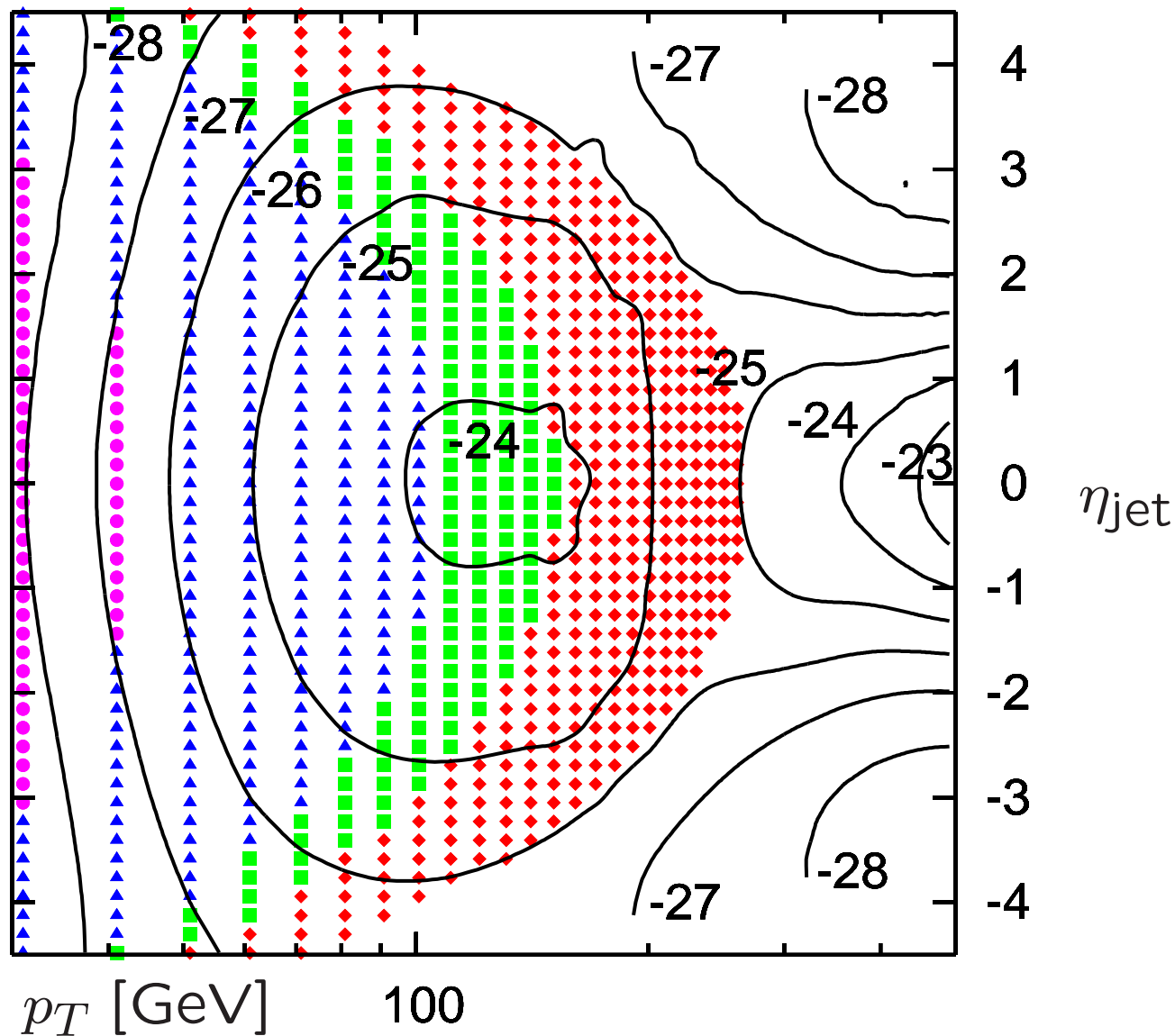
→ define suitable ratios of cross sections

LHC, $\frac{d^2\sigma}{dp_{T,jet}d\eta_{jet}}$: MSSM – SM relative and absolute difference

relative difference in % :
contour lines —

absolute difference :

- : 5 - 10 fb/GeV
- ▲ : 1 - 5 fb/GeV
- : 0.5 - 1 fb/GeV
- ◆ : 0.1 - 0.5 fb/GeV



LHC, m_h -max scenario, $M_{SUSY} = 400$ GeV, $m_A = 400$ GeV, $\tan\beta = 30$

LHC, $\frac{d^2\sigma}{dp_{T,jet}d\eta_{jet}}$: MSSM – SM relative and absolute difference

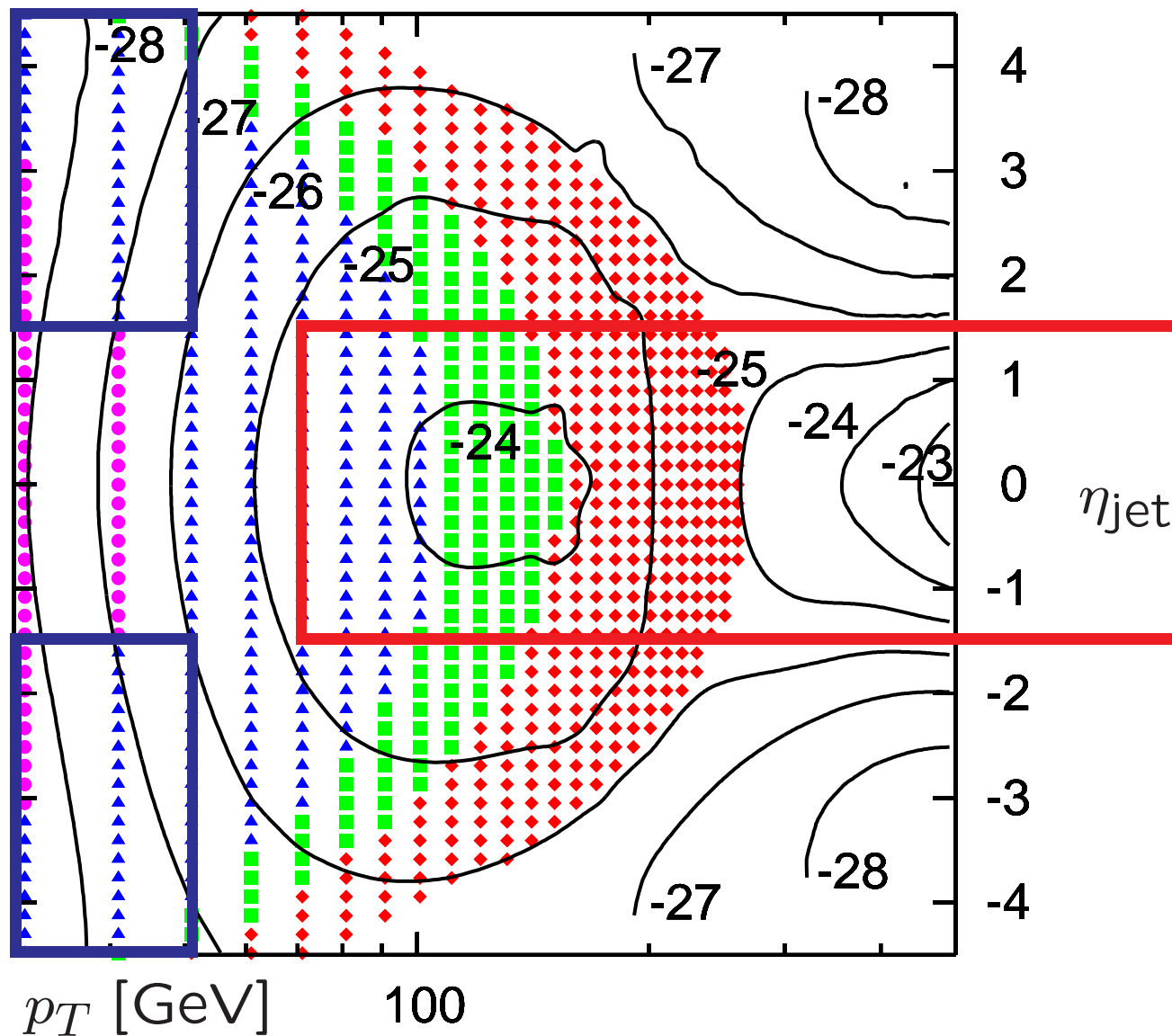
relative difference in % :
contour lines —

absolute difference :

- : 5 - 10 fb/GeV
- ▲ : 1 - 5 fb/GeV
- : 0.5 - 1 fb/GeV
- ◆ : 0.1 - 0.5 fb/GeV

→ consider ratio :

$$R = \frac{\sigma \left(\begin{array}{l} p_T > 70 \text{ GeV} \\ |\eta| < 1.5 \end{array} \right)}{\sigma \left(\begin{array}{l} p_T \in [30, 50] \text{ GeV} \\ |\eta| > 1.5 \end{array} \right)}$$



LHC, m_h -max scenario, $M_{SUSY} = 400 \text{ GeV}$,
 $m_A = 400 \text{ GeV}$, $\tan \beta = 30$

[MSSM results, differential cross section]

example: ratio $R = \frac{\sigma \left(|\eta| < 1.5, p_T > 70 \text{ GeV} \right)}{\sigma \left(|\eta| > 1.5, p_T \in [30, 50] \text{ GeV} \right)}$

for the above m_h -max scenario at the LHC ($m_A = 400 \text{ GeV}$, $\tan \beta = 30$):

quantity	SM	MSSM
$\sigma \left(\eta < 1.5, p_T > 70 \text{ GeV} \right)$	1.448 pb	1.096 pb
$\sigma \left(\eta > 1.5, p_T \in [30, 50] \text{ GeV} \right)$	1.419 pb	1.031 pb
R	1.020	1.063

$$\rightarrow \Delta = \frac{R_{\text{MSSM}} - R_{\text{SM}}}{R_{\text{SM}}} = 4.2\%$$

FORTTRAN code **HJET** to calculate the MSSM (and SM) cross sections,

$$\sigma_{\text{hadronic}}^{\text{total}},$$

$$\frac{d\sigma_{\text{hadronic}}}{d\sqrt{\hat{s}}}, \frac{d\sigma_{\text{hadronic}}}{dp_{T,\text{jet}}}, \frac{d\sigma_{\text{hadronic}}}{d\eta_{\text{jet}}},$$

$$\frac{d^2\sigma_{\text{hadronic}}}{dp_{T,\text{jet}} d\eta_{\text{jet}}}$$

$$\hat{\sigma}_{\text{partonic}}^{\text{total}},$$

$$\frac{d\hat{\sigma}_{\text{partonic}}}{d\Omega}, \frac{d\hat{\sigma}_{\text{partonic}}}{d\hat{t}}, \frac{d\hat{\sigma}_{\text{partonic}}}{dy_{\text{jet}}}, \frac{d\hat{\sigma}_{\text{partonic}}}{dp_{T,\text{jet}}},$$

will be available on request → oliver.brein@durham.ac.uk

summary

- SM simulations show: Higgs + high- p_T jet production is a promising alternative to the inclusive production.
- difference between MSSM and SM Higgs + jet production also extends to the shapes of differential distributions.
 - if b -quark processes dominate (low m_A):
 - * much larger cross sections and softer p_T spectrum
 - if loop-induced processes dominate (high m_A):
 - * large effect on total cross section due to (rather light) virtual squarks
 - * mild but possibly measurable deviations in differential distributions with non-trivial variation in the whole η - p_T plane
- more precise predictions are needed in order to be useful for experimental analyses at the LHC.